

## Exchange event between the European phenomic community and industry

Friday 19 March 2020, 09:30-17:00

Remote meeting

### Programme

#### Morning session: Presentations and discussions ([remote "Plenary room"](#))

**09:15-09:30** Welcome + connection to remote meeting

**09:30-09:45** Introduction: General context, EPPN2020 and French project - *François Tardieu (INRAE, FR)*

**09:45-10:00** European landscape (Emphasis) - *Ulrich Schurr (Forschungszentrum Jülich, DE)*

**10:00-10:15** Discussion

**10:15-10:35** EPPN2020 Trans-National Access and new opportunities in EMPHASIS (15 + 5 min) - *Roland Pieruschka (Forschungszentrum Jülich, DE)*

**10:35-11:00** Progress on Novel techniques and methods for environmental and plant measurements (15 +10 min) - *Xavier Draye (Université Catholique de Louvain, BE)*

**11:00-11:20** Coffee break

**11:20-11:45** Progress on Design and analysis of phenotyping experiments across multiple platforms (15 +10 min) - *Emilie Millet (Wageningen University, NL)*

**11:45-12:10** Progress on Building a consistent Information System in the different nodes and defining standardisation strategies (15 +10 min) - *Pascal Neveu (INRAE, FR)*

**12:10-13:00** Discussions (50 min)

**13:00-14:30** Lunch break

#### Afternoon session: Interactions

**14:30-15:30** World café around the following questions (different remote "rooms"):

- Which innovation might be useful for whom? (["room 1"](#))
- What could result in a development of activities of SMEs? (["room 2"](#))
- Any other relevant issue ([remote "Plenary room"](#))

**15:30-17:00** Report from each group, general discussion, wrap up ([remote "Plenary room"](#))

<https://emphasis.plant-phenotyping.eu/>

<https://eppn2020.plant-phenotyping.eu/>

<https://www.phenome-emphasis.fr/>

## Session links & How to connect by phone

You can join any meeting or parallel session from the links below.

Please, bear in mind that the system does not allow 2 connections at the same time from the same person. You will be disconnected from the session opened when you will open the next session.

### Plenary room

Link: [https://www.gotomeet.me/CloePaul-VictorIT/exchange-event\\_plenary-room](https://www.gotomeet.me/CloePaul-VictorIT/exchange-event_plenary-room)

Phone France: +33 170 950 594

Access Code: 453-337-293

### Room 1 (afternoon session « Innovation »)

Link: [https://www.gotomeet.me/CamilleBenard/exchange-event\\_room-1\\_innovation](https://www.gotomeet.me/CamilleBenard/exchange-event_room-1_innovation)

Phone France: +33 170 950 590

Access Code: 374-739-797

### Room 2 (afternoon session « Development »)

Link: [https://www.gotomeet.me/SerenaMauries/exchange-event\\_room--2\\_development](https://www.gotomeet.me/SerenaMauries/exchange-event_room--2_development)

Phone France: +33 170 950 594

Access Code: 997-055-285

## Before the meeting

- Use the link included in the session details to join the meeting
- Please use Chrome as browser to join the session, once opened, you will be prompted to join from the web (using GoToMeeting browser-based meeting tool) or from the desktop app.
- You can also join on the go using your iOS, Android or Windows Phone device.
- Please make sure to try these different options before the meeting.

## During the meeting

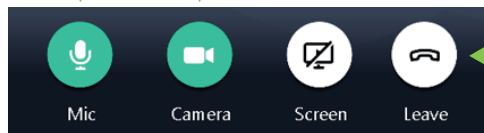
- Please mute your microphone and turn off your camera
- Please only use the chat to address your questions. The facilitator will read the questions and moderate the discussions.
- Please note that the plenary session will be recorded.
- Please keep your mic and camera off if you do not want to be recorded.

# Participating to a videoconference with GoToMeeting

- Mute your microphone when you are not speaking
- Shut other web applications to free bandwidth
- Only turn on your camera if necessary

1

You can turn on/off your microphone and camera

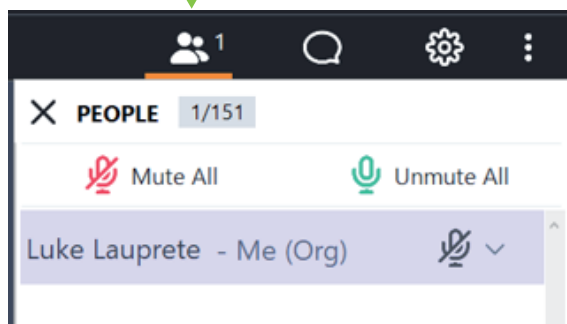


4

You can leave the meeting

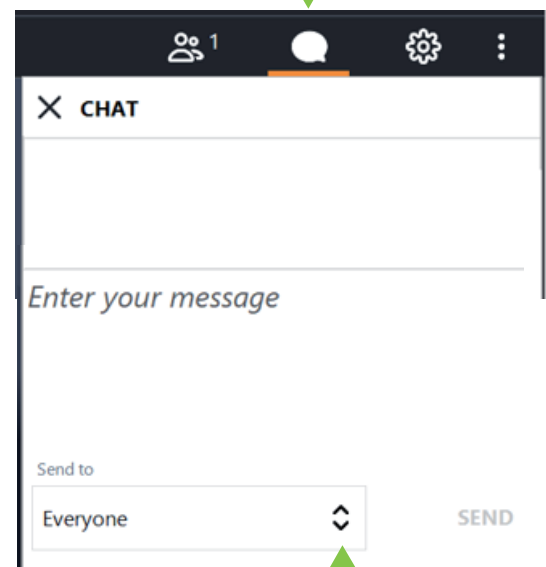
2

To see who is participating



3

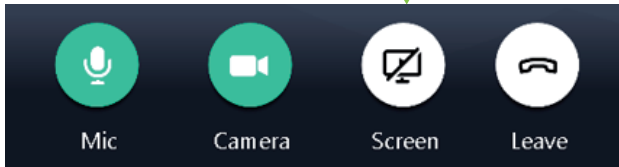
To exchange messages / ask questions



To all participants or a specific person (private)

# How to share your screen with GoToMeeting

1 Click on 'Screen' on the control panel



Share my screen

Screen Applications

The dialog box titled 'Share my screen' has two tabs: 'Screen' and 'Applications'. The 'Applications' tab is selected. It displays two application thumbnails: 'GoToMeeting - Google Chrome' and 'Présentation1 - PowerPoint'. A green arrow points to the 'Présentation1 - PowerPoint' thumbnail.

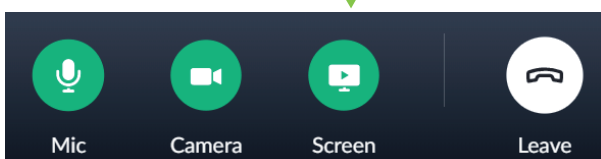
2 Select the screen or the application to be shared

3 Share

Share Cancel

4 Activate the 'slide show' mode in PowerPoint (or other software)

5 Stop the screen sharing



NB You can pause the screen sharing

